


How to Play Ukulele: The Ultimate Guide for Beginners

The ukulele is a fun and easy instrument to learn to play. It's small and portable, making it perfect for taking with you wherever you go. And with its cheerful sound, it's sure to put a smile on your face.

If you're interested in learning how to play ukulele, this guide has everything you need to get started. We'll cover everything from choosing the right ukulele to mastering basic chords and strumming patterns.



How To Play Ukulele: A Guide to Ukulele Chords for beginners by Laurie E. Westphal

★★★★☆ 4.2 out of 5

Language : English
File size : 9153 KB
Text-to-Speech : Enabled
Enhanced typesetting : Enabled
Lending : Enabled
Print length : 49 pages
Screen Reader : Supported



Choosing the Right Ukulele

There are many different types of ukuleles available, so it's important to choose one that's right for you. The most common types of ukuleles are:

- **Soprano ukulele:** This is the smallest and most common type of ukulele. It's perfect for beginners because it's easy to hold and play.

- Concert ukulele: This is a slightly larger ukulele than the soprano ukulele. It has a fuller sound and is a good choice for intermediate players.
- Tenor ukulele: This is a larger ukulele with a deeper sound. It's a good choice for advanced players who want a more powerful sound.
- Baritone ukulele: This is the largest type of ukulele. It has a deep, rich sound and is often used for playing bass lines.

Once you've chosen the type of ukulele you want, you'll need to decide on a budget. Ukuleles can range in price from \$50 to \$1,000. If you're just starting out, it's probably best to choose a ukulele in the \$100 to \$200 range.

Learning Basic Chords

The first step to learning how to play ukulele is to learn basic chords. There are only a few basic chords that you need to know to get started, and they're all relatively easy to learn.

The most common ukulele chords are:

- C major
- G major
- D major
- F major
- Am minor

There are many resources available online that can help you learn how to play these chords. You can find video tutorials, chord charts, and even interactive games.

Mastering Basic Strumming Patterns

Once you've learned basic chords, you're ready to start learning how to strum. There are many different strumming patterns that you can use, but the most common strumming pattern for ukulele is the down-up-down-up pattern.

To play the down-up-down-up strumming pattern, simply strum down on the strings, then up, then down, then up.

You can also use other strumming patterns, such as the up-down-up-down pattern or the up-down-up-down-up pattern.

Putting It All Together

Once you've learned basic chords and strumming patterns, you can start putting it all together and playing songs.


There are many resources available online that can help you find ukulele songs for beginners. You can also find ukulele chord charts and strumming patterns for popular songs.

With a little practice, you'll be able to play your favorite songs on the ukulele.

Learning how to play ukulele is a fun and rewarding experience. It's a great way to learn a new skill, make some music, and have some fun.

If you're interested in learning how to play ukulele, this guide has everything you need to get started. So what are you waiting for? Pick up a ukulele and start learning today!

Copyright © 2023 Your Name



How To Play Ukulele: A Guide to Ukulele Chords for beginners


by Laurie E. Westphal

★★★★☆ 4.2 out of 5

Language : English
File size : 9153 KB
Text-to-Speech : Enabled
Enhanced typesetting : Enabled
Lending : Enabled
Print length : 49 pages
Screen Reader : Supported

FREE

DOWNLOAD E-BOOK



Unlock the Secrets of Powerball Success: Master the Powerball Skill to Win with Bartleson

Prepare to shatter the odds and transform your lottery dreams into reality with the groundbreaking Powerball Skill to Win by Bartleson. This comprehensive guidebook unveils...



Patti Smith Horses 33 55: A Photographic Journey into a Musical Legacy

Journey into the raw and enigmatic essence of Patti Smith's timeless masterpiece, *Horses*, through Philip Shaw's extraordinary photographs in Patti Smith...