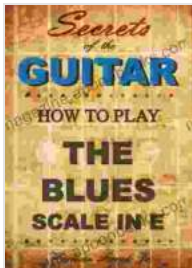


How To Play The Blues Guitar Scale In Minor

Secrets Of The Guitar

The blues guitar scale in minor is a powerful tool for any guitarist who wants to add a touch of soul and emotion to their playing. It's a versatile scale that can be used in a variety of genres, from blues to rock to funk. In this comprehensive guide, we'll take a deep dive into the blues guitar scale in minor, including its theory, techniques, and how to use it to create expressive and memorable solos.



How to play the Blues Guitar Scale in E [minor] - Secrets of the Guitar by Herman Brock Jr.

★★★★☆ 4.3 out of 5

Language	: English
File size	: 509 KB
Text-to-Speech	: Enabled
Screen Reader	: Supported
Enhanced typesetting	: Enabled
Word Wise	: Enabled
Print length	: 17 pages
Lending	: Enabled



The Theory Behind the Blues Guitar Scale

The blues guitar scale in minor is a pentatonic scale, meaning it has five notes per octave. The notes of the scale are 1, b3, 4, b5, and 5. The "b" in front of the 3 and 5 indicates that the notes are flatted, or lowered by a half step.

The blues guitar scale in minor can be played in any key, but the most common key is E minor. The E minor blues guitar scale consists of the following notes: E, G, A, B, and D.

Techniques for Playing the Blues Guitar Scale

There are a variety of techniques that you can use to play the blues guitar scale in minor. Some of the most common techniques include:

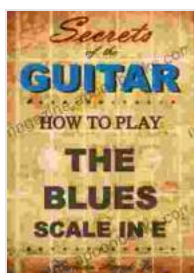
- **Hammer-ons and pull-offs:** Hammer-ons and pull-offs are techniques that involve using your fretting hand to strike a note without picking it. Hammer-ons are used to play a note by striking it with your fretting hand, while pull-offs are used to play a note by pulling your fretting hand off of it.
- **Slides:** Slides are a technique that involves sliding your fretting hand up or down the neck of the guitar while fretting a note. Slides can be used to create a smooth, legato sound.
- **Bends:** Bends are a technique that involves bending a string with your fretting hand to raise its pitch. Bends can be used to add expression and emotion to your playing.
- **Vibrato:** Vibrato is a technique that involves rapidly shaking your fretting hand back and forth to create a wavering pitch. Vibrato can be used to add depth and character to your playing.

Using the Blues Guitar Scale to Create Solos

The blues guitar scale in minor is a powerful tool for creating expressive and memorable guitar solos. Here are a few tips for using the blues guitar scale to create great solos:

- **Start with a simple melody:** The best solos start with a simple melody. Once you have a melody, you can start to embellish it with blues guitar licks and techniques.
- **Don't be afraid to experiment:** The blues guitar scale is a very versatile scale. Don't be afraid to experiment with different notes and techniques to create your own unique sound.
- **Listen to your favorite blues guitarists:** One of the best ways to learn how to play the blues guitar scale is to listen to your favorite blues guitarists. Pay attention to how they use the scale to create solos.

The blues guitar scale in minor is a powerful tool for any guitarist who wants to add a touch of soul and emotion to their playing. By understanding the theory behind the scale and practicing the techniques for playing it, you can start to create expressive and memorable guitar solos. So what are you waiting for? Pick up your guitar and start playing the blues!



How to play the Blues Guitar Scale in E [minor] -

Secrets of the Guitar by Herman Brock Jr.


★★★★☆ 4.3 out of 5

Language	: English
File size	: 509 KB
Text-to-Speech	: Enabled
Screen Reader	: Supported
Enhanced typesetting	: Enabled
Word Wise	: Enabled
Print length	: 17 pages
Lending	: Enabled

FREE

DOWNLOAD E-BOOK





Unlock the Secrets of Powerball Success: Master the Powerball Skill to Win with Bartleson

Prepare to shatter the odds and transform your lottery dreams into reality with the groundbreaking Powerball Skill to Win by Bartleson. This comprehensive guidebook unveils...



Patti Smith Horses 33 55: A Photographic Journey into a Musical Legacy

Journey into the raw and enigmatic essence of Patti Smith's timeless masterpiece, Horses, through Philip Shaw's extraordinary photographs in Patti Smith...